

Cassette

YKHC 12 to 48 from 3.7 to 13.2 kW (R410A)


YKCB-YKHB 12 to 48 from 3.6 to 13.4 kW (R407C)



Models		12	18	24	30	38	48
Cooling capacity	kW	3.7	5.3	7.1	8.8	10.5	13.2
Heating capacity	kW	4.0	6.0	8.0	9.4	11.4	14.0
Indoor unit dimensions H / W / D	mm	254 / 580 / 580	254 / 580 / 580	240 / 840 / 840	310 / 840 / 840	310 / 840 / 840	310 / 840 / 840
Panel dimensions H / W / D	mm	30 / 650 / 650	30 / 650 / 650	40 / 950 / 950	40 / 950 / 950	40 / 950 / 950	40 / 950 / 950
Outdoor unit dimensions H / W / D	mm	590 / 760 / 285	695 / 845 / 335	860 / 895 / 330	960 / 990 / 360	960 / 990 / 360	1 245 / 940 / 360

Blower Inverter

YUHC-D 18 to 48 from 5.4 to 13.7 kW



Models		18	24	36	48
Cooling capacity	kW	5.4	6.5	10.4	13.7
Heating capacity	kW	5.7	6.9	12.3	14.0
Indoor unit dimensions H / W / D	mm	298 / 1 000 / 800	298 / 1 000 / 800	298 / 1 350 / 800	298 / 1 350 / 800
Outdoor unit dimensions H / W / D	mm	695 / 845 / 335	860 / 895 / 330	960 / 990 / 360	1 245 / 940 / 360

Blower

YUHC 18 to 60 from 5.3 to 17.6 kW (R410A)

YUCB-YUHB 18 to 60 from 5.3 to 17.6 kW (R407C)



Models		18	24	30	36	48	60
Cooling capacity	kW	5.3	7.0	8.8	10.6	14.1	17.6
Heating capacity	kW	6.2	8.0	9.4	11.7	15.5	19.9
Indoor unit dimensions H / W / D	mm	298 / 1 000 / 800	298 / 1 000 / 800	298 / 1 350 / 800	298 / 1 350 / 800	298 / 1 350 / 800	320 / 1 350 / 800
Outdoor unit dimensions H / W / D	mm	695 / 845 / 335	860 / 895 / 330	960 / 990 / 360	960 / 990 / 360	1 245 / 940 / 360	1 245 / 940 / 360



Infrared control



Wired control



Dry mode



Sleep mode



Timer



Auto Sweep



Auto Restart



Turbo mode



Thin profile



Quiet



4 Way Air Flow



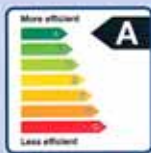
Floor/Ceiling



Ducted Installation



Air Filter



Energetic Efficiency
Class A



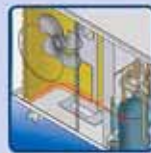
Bio Filter



Active Carbon
Electrostatic Filter



Two direction
Air Vane Technology



Heater cable



Low Ambient Kit